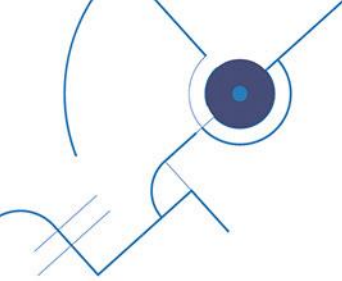




UEFA FUTSAL CHAMPIONS LEAGUE 2020/21

Round of 32 - Draw Procedure

Nyon, 9 December 2020



UEFA Futsal Champions League 2020/21

Round of 32

Draw Details

| | |
|--------------|---|
| Date: | Wednesday, 9 December 2020 |
| Time: | 14:00 hours CET |
| Location: | UEFA Headquarters, Nyon (live stream on uefa.com) |
| Match dates: | 12 – 17 January 2021 |

INTRODUCTION

In light of the ongoing Covid-19 pandemic and the developments throughout Europe, and in order to mitigate the risks to the 2020/21 UEFA Futsal Champions League, the UEFA Executive Committee at its meeting on 24 September decided to amend the format of the competition into rounds of single-leg knock-out matches, with extra time and penalty kicks in case of a draw.

COMPETITION FORMAT

Following the Preliminary Round, played with the 46 bottom-ranked teams in the rankings, 23 teams have now qualified, and are joining the below top 9 teams in Europe that start the competition at this stage:

- Barça (ESP), Titleholder
- Inter FS (ESP)
- Sporting Clube de Portugal (POR)
- Kairat Almaty (KAZ)
- SL Benfica (POR)
- Sport Club KPRF (RUS)
- TTG Ugra Yugorsk (RUS)
- MFC Aktobe (KAZ)
- Futsal Club Dobovec (SVN)

The 32 teams will play 16 single-leg matches between 12 and 17 January 2021 with the 16 winners qualifying for the next round (Round of 16, 16-21 February 2021).

IMPORTANT NOTE

Teams which have informed UEFA that they do not wish or are unable to host the match cannot be drawn against each other.

All UEFA Futsal matches must be played behind closed doors, until further notice.



DRAW GROUPINGS (Status: 04.12.2020)

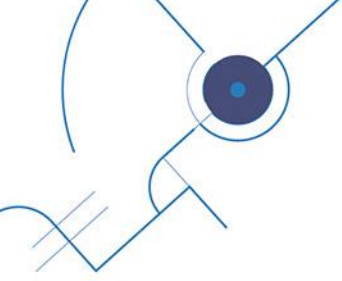
the 32 clubs have been divided into four groups as follows:

| Group 1 (Pot 1a) | | | Group 1 (Pot 1b) | | |
|---------------------------|------------------|------|--------------------------------|------------------|------|
| Seeded | | | Unseeded | | |
| Club | Coefficient rank | Host | Club | Coefficient rank | Host |
| Barça (ESP) - Titleholder | TH (69.001) | Yes | Luxol St. Andrews Futsal (MLT) | 20 (5.167) | Yes |
| SL Benfica (POR) | 4 (33.332) | Yes | Futsal Minerva (SUI) | 27 (3.376) | Yes |
| Futsal Club Dobovec (SVN) | 8 (14.501) | No | FC Prishtina (KOS) | 30 (2.334) | No |
| FK Chrudim (CZE) | 12 (10.333) | Yes | FC Differdange 03 (LUX) | 47 (0.583) | Yes |

| Group 2 (Pot 2a) | | | Group 2 (Pot 2b) | | |
|---------------------------------|------------------|------|-----------------------------------|------------------|------|
| Seeded | | | Unseeded | | |
| Club | Coefficient rank | Host | Club | Coefficient rank | Host |
| Inter FS (ESP) | 1 (60.667) | Yes | Futsal Team Charleroi (BEL) | 18 (6.000) | Yes |
| Sporting Club de Portugal (POR) | 2 (57.999) | Yes | Zvv Hovocubo (NED) | 23 (4.667) | No |
| Pesaro C/5 (ITA) | 9 (14.167) | Yes | ACCS Asnières Villeneuve 92 (FRA) | 32 (2.084) | Yes |
| MNK Olmissum (CRO) | 16 (6.834) | Yes | JB Futsal Gentofte (DEN) | 33 (2.084) | Yes |

| Group 3 (Pot 3a) | | | Group 3 (Pot 3b) | | |
|---------------------|------------------|------|-----------------------------------|------------------|------|
| Seeded | | | Unseeded | | |
| Club | Coefficient rank | Host | Club | Coefficient rank | Host |
| Kairat Almaty (KAZ) | 3 (35.667) | No | Viten Orsha (BLR) | 19 (5.501) | Yes |
| MFC Aktobe (KAZ) | 7 (16,000) | No | VfL 05 Hohenstein-Ernstthal (GER) | 24 (3.833) | Yes |
| MFC Kherson (UKR) | 10 (14.000) | Yes | KMF Shkupi 1927 (MKD) | 25 (3.833) | Yes |
| FK Vytis (LTU) | 13 (7.749) | Yes | AEK Futsal Club (GRE) | 42 (0.750) | Yes |

| Group 4 (Pot 4a) | | | Group 4 (Pot 4b) | | |
|----------------------------|------------------|------|---------------------------|------------------|------|
| Seeded | | | Unseeded | | |
| Club | Coefficient rank | Host | Club | Coefficient rank | Host |
| Sport Club KPRF (RUS) | 5 (24.000) | Yes | Futsal Club Lučenec (SVK) | 21 (4.916) | Yes |
| TTG-Ugra (RUS) | 6 (20.333) | Yes | United Galati (ROU) | 26 (3.667) | Yes |
| Record Bielsko-Biala (POL) | 11 (10.502) | Yes | FC Salines (BIH) | 28 (2.834) | Yes |
| MVFC Berettyóújfalu (HUN) | 17 (6.500) | Yes | AC Omonia Nicosia (CYP) | 29 (2.417) | Yes |



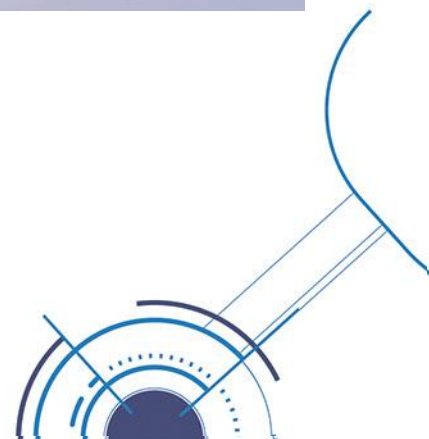
DRAW PROCEDURE

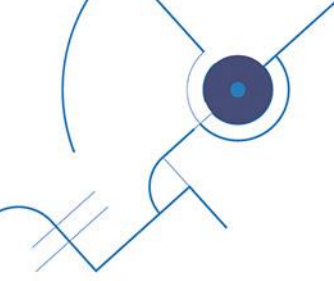
UEFA has prepared draw groupings in order to avoid, or keep to an absolute minimum, restrictions between teams drawn into ties. The draw groupings will respect seeding based on the Coefficient Rankings 2020/21 (see table below) with 16 seeded teams (assigned to pots “a”), and 16 unseeded teams (assigned to pots “b”)

Clubs not able to host the match have notified the UEFA administration accordingly. These clubs will be put in the yellow balls (“No-Host”). The other teams, who have indicated their interest in hosting the match will be put in the blue balls (“Host”).

The same procedure applies for all groups, starting with Group 1 and ending with Group 4. For each tie, the first ball drawn will always be a blue ball, as the home team of the tie will host the match. As a rule, teams that are unable to host a match may not be drawn together, meaning there cannot be two yellow balls drawn in the same tie.

To achieve this, for each group, the pairings will be done with one blue and one yellow ball, until there are no more yellow ball(s) in pots “a” and/or “b”. When/if only blue balls are left in the Pots “a” and “b”, one blue ball of each pot is placed into a third bowl and the first ball drawn for this tie will be the host of the match.



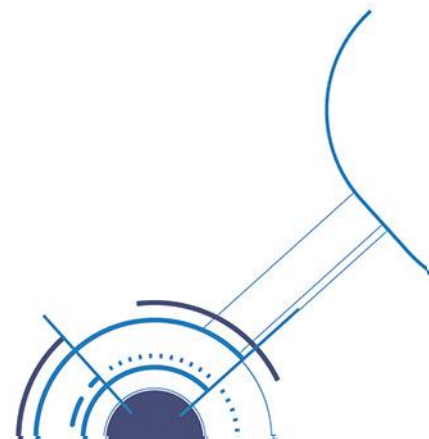


UEFA FUTSAL CHAMPIONS LEAGUE 2020/21

DRAW RESULTS

ROUND OF 32

| MATCH | HOME TEAM | - | AWAY TEAM |
|-------|-----------|---|-----------|
| 1 | | - | |
| 2 | | - | |
| 3 | | - | |
| 4 | | - | |
| 5 | | - | |
| 6 | | - | |
| 7 | | - | |
| 8 | | - | |
| 9 | | - | |
| 10 | | - | |
| 11 | | - | |
| 12 | | - | |
| 13 | | - | |
| 14 | | - | |
| 15 | | - | |
| 16 | | - | |



COEFFICIENT RANKINGS 2020/21

| Rank | Association | Club | Coefficient 2020/21 | |
|------|--------------------|-----------------------------------|---------------------|-------------|
| TH | Spain | Barça (Titleholder) | 69.001 | ROUND OF 32 |
| 1 | Spain | Inter FS | 60.667 | |
| 2 | Portugal | Sporting Clube de Portugal | 57.999 | |
| 3 | Kazakhstan | Kairat Almaty | 35.667 | |
| 4 | Portugal | SL Benfica | 33.332 | |
| 5 | Russia | Sport Club KPRF | 24.000 | |
| 6 | Russia | TTG-Ugra | 20.333 | |
| 7 | Kazakhstan | MFC Aktobe | 16.000 | |
| 8 | Slovenia | Futsal Klub Dobovec | 14.501 | |
| 9 | Italy | Pesaro C/5 | 14.167 | |
| 10 | Ukraine | MFC Kherson | 14.000 | |
| 11 | Poland | Record Bielsko-Biała | 10.502 | |
| 12 | Czech Republic | FK Chrudim | 10.333 | |
| 13 | Lithuania | FK Vytis | 7.749 | |
| 16 | Croatia | MNK Olmissum (NEW) | 6.834 | |
| 17 | Hungary | MVFC Berettyóújfalu | 6.500 | |
| 18 | Belgium | Futsal Team Charleroi (NEW) | 6.000 | |
| 19 | Belarus | Viten Orsha (NEW) | 5.501 | |
| 20 | Malta | Luxol St. Andrews Futsal | 5.167 | |
| 21 | Slovakia | Futsal Klub Lučenec | 4.916 | |
| 23 | Netherlands | Zvv Hovocubo | 4.667 | |
| 24 | Germany | VfL 05 Hohenstein-Ernstthal | 3.833 | |
| 25 | North Macedonia | KMF Shkupi 1927 | 3.833 | |
| 26 | Romania | United Galati (NEW) | 3.667 | |
| 27 | Switzerland | Futsal Minerva | 3.376 | |
| 28 | Bosnia-Herzegovina | FC Salines (NEW) | 2.834 | |
| 29 | Cyprus | AC Omonia Nicosia | 2.417 | |
| 30 | Kosovo | FC Prishtina (NEW) | 2.334 | |
| 32 | France | ACCS Asnières Villeneuve 92 (NEW) | 2.084 | |
| 33 | Denmark | JB Futsal Gentofte | 2.084 | |
| 42 | Greece | AEK Futsal Club | 0.750 | |
| 47 | Luxembourg | FC Differdange 03 | 0.583 | |

